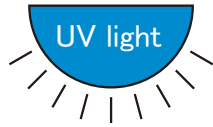


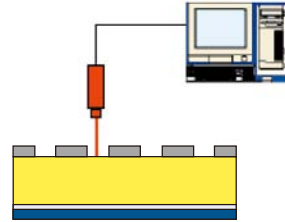
Cosmolight® CTP plate Plate-making process

1 Back Exposure



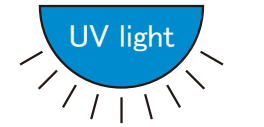
Expose UV light from the back side of COSMOLIGHT® to make floor first.

2 Laser Ablation



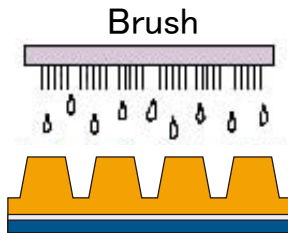
Depicted digital images through an IR laser head to the mask layer directly.

3 Main Exposure



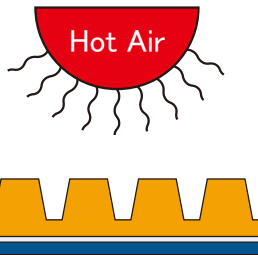
Expose UV light.

4 Washout



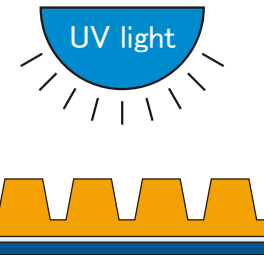
Washout the exposed plate with COSMOLIGHT® washout unit.

5 Drying



After wiping off the surface moisture by sponge roll, dry in hot air dryer.

6 Post-exposure



Expose UV light again to complete photo-curing.